









BOTTOM BRACKETS

PART #		DESCRIPTION	LIST PRICE/ UNIT
	LH 950-177	RH 950-176 LIGHT COMM BOTTOM BRKT GALV (capacity - 400 lbs maximum door weight)	2.75
	LH 950-188	RH 950-189 2" OR 3" SGL BTM CABLE BRACKET (capacity - 2025 lbs maximum door weight)	7.29
	LH 950-190	RH 950-191 2" OR 3" DBL BTM CABLE BRACKET (capacity - 2300 lbs maximum door weight)	11.12
	950-192	2" SGL BTM ROLLER CARRIER	1.85
	950-195	2" DBL BTM ROLLER CARRIER	2.17
	950-193	3" SGL BTM ROLLER CARRIER W/ ROLLER CARRIER TUBE	2.69





BOTTOM BRACKETS

PART #		DESCRIPTION	LIST PRICE/ UNIT
950-194		3" DBL BTM ROLLER CARRIER W/ ROLLER CARRIER TUBE	3.80
			
950-196		2" OR 3" SGL LHR OUTSIDE "Z" BRKT (capacity - 1390 lbs maximum door weight)	12.65
			
950-197		2" OR 3" COMM DBL LHR OUTSIDE "Z" BRKT (capacity - 1630 lbs maximum door weight)	14.79
			
LH	RH		
950-198	950-199	2' OR 3' LHR OUTSIDE CABLE BRKT (Use with either 950-196 or 950-197. Capacity - 1390 lbs maximum door weight.)	4.81
			
4-0021		5/16x1-1/4" CLEVIS/COTTER PKG*	1.78
			
		* Contains 2 sets per package	
4-0109		COMM BB O/S PICKUP FAST PKG*	2.97
			
		* Contains 20 Grade 5 Hex Nuts, 8 1/4" by 3/4" Hex Head Machine Bolts, 20 1/4" Lock Washers and 12 1/4" by 3/4" Grade 5 Flat Head Screws	



BOTTOM BRACKETS

PART #		DESCRIPTION	LIST PRICE/ UNIT	
LH	RH			
	7-3331	7-3332	BTM BRKT O/S PICKUP SGL* (capacity - 1390 lbs maximum door weight)	42.83
		<i>*Assembled includes: Bottom Cable Bracket, Outside Cable Bracket, Outside "Z" Bracket, Nut, Washer, Bolt Kit. Does not include Clevis/Cotter Package and Roller Carrier</i>		
LH	RH			
	7-3333	7-3334	BTM BRKT O/S PICKUP DBL* (capacity - 1630 lbs maximum door weight)	49.23
		<i>*Assembled includes: Bottom Cable Bracket, Outside Cable Bracket, Outside "Z" Bracket, Nut, Washer, Bolt Kit. Does not include Clevis/Cotter Package and Roller Carrier</i>		